



Daily Learning Task 1

Year 2

Maths:

Focus: Odd and Even Numbers

An **even number** is a **number** that can be divided into two equal groups. An **odd number** is a **number** that cannot be divided into two equal groups. **Even numbers** end in 2, 4, 6, 8 and 0 regardless of how many digits they have (we know the **number** 5,917,624 is **even** because it ends in a 4!). **Odd numbers** end in 1, 3, 5, 7, 9.

Watch the following video to learn all about odd and even numbers.

<https://www.bing.com/videos/search?q=odd+and+even+number&docid=608034994198676840&mid=7F91E29D368FE71D5B67F91E29D368FFF71D5B6&view=detail&FORM=VIRE>


Watch the following lesson from Oaks Academy.

<https://classroom.thenational.academy/lessons/exploring-odd-and-even-numbers-part-1-65k62e>

Complete the following tasks:

Recognising Odd and Even Numbers

Look at the sheep being counted below – colour in the odd numbered sheep (ending in 1, 3, 5, 7 or 9) blue and the even numbered sheep (ending in 2, 4, 6, 8 or 0) red.



Colour in all of the odd numbers and leave the even numbers white.
Talk to your helper at home about the pattern that you can see.

1	2	3	4	5	6	7	8	9	10
13	14	15	16	17	18	19	20	21	22
29	28	27	26	25	24	23	22	21	20

Look at the 'ones' digit of all the odd numbers. What do you notice?

Look at the 'ones' digit of all the even numbers. What do you notice?

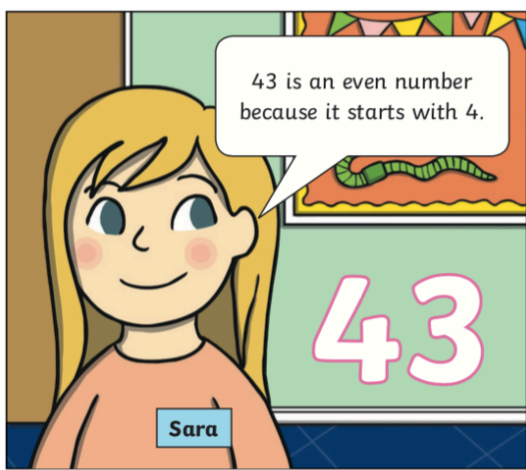
Tick the odd numbers:

72 **34** **21** **79** **125** **108** **80**

Tick the even numbers:

88 **22** **50** **21** **342** **233** **44**

Saira has 25 pencils. Her teacher has asked her to divide them between two pots. Saira says, 'I won't be able to do it.' Is she right? Explain why.




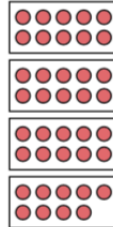
Sara

Is she right? Prove it using your equipment.
 Choose a different number and ask a friend to find out if it is odd or even.

Circle the odd numbers and tick the even numbers.




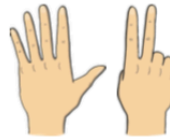
one hundred



72

55

ten



47

six

Can you think of another number to add to each collection?

English:

Text of the week: The Magic Paintbrush

Focus: To listen and respond to a story.

<https://classroom.thenational.academy/lessons/to-listen-to-and-respond-to-a-story-6qvpad?activity=video&step=1>

Watch the online lesson from the Oak Academy to listen to the story of the magic paintbrush being read. Learn how to create a story map for the story you have listened to. This can help us map out the main events - this is useful for when we write the story ourselves.

Read the story of the magic paintbrush or have an adult read it to you.

The Magic Paintbrush

Once upon a time, there was a young man called Ma Liang. He was poor and kind and helped a rich man to tend cattle. He liked drawing and drew pictures everywhere.

One night, he dreamed that an old man gave him a magic paintbrush and asked him to use it to help poor people. When he woke up, he found the magic paintbrush in his desk. From that day on, he used the paintbrush whenever people needed help.

2



When he saw that people had no water to use in the fields, he drew a river and the river came to life. People could bring water from the river to the field and save a lot of time and energy. When he saw it was difficult for people to till lands, he drew a cow and the cow came to life. People could use the cow to till lands very easily. When he saw people were hungry, he painted them food to eat. When they needed a home he painted a house. Whenever he saw the peoples' troubles, he would use his magic paintbrush to help.

3



Soon, many people knew about the magic paintbrush. One day the rich man heard that the magic paintbrush could bring anything to life. He decided to steal the paintbrush and use it to get rich. He sent the police to Ma Liang's home and took him to the prison.

Then the rich man got the magic paintbrush and felt very happy. He invited a lot of his friends to come to his home and showed them the magic paintbrush. He drew a lot of pictures, but nothing happened. He was angry and summoned Ma Liang.



When Ma Liang came, he said to him, "If you draw some pictures for me and turn them to life, I will set you free."

The young man knew that he was a bad man in the village. Of course he did not want to help him. He had an idea. He said to the bad man, "I can help you, but you should obey your words."

The bad man felt very happy and said, "I want a golden mountain. I will go there to gather gold." The young man drew a sea first.



The bad man was angry and said, "Why did you draw a sea? I do not want this. I want a golden mountain. Draw it quickly!"

Then the young man drew a golden mountain which was far away from the sea. The bad man saw that and felt very happy. He said, "Draw a big ship quickly! I want to go there to gather gold!"

The young man smiled quietly and drew a big ship. The bad man jumped into the ship first and a lot of his family and friends jumped in too.



When the ship sailed to the middle of the sea, the young man drew a large wave and it destroyed the ship. So the bad man and his friends were never seen again.

After that, the young man lived with his family happily and kept on helping the poor people. In this way the magic paintbrush was known by everyone.

© Storytelling Schools (2014) 147 Traditional Stories for Primary Children to Retail, by Chris Smith, courtesy of Hawthorn Press
© Storytelling Schools (2020) The Storytelling Schools Method. A Handbook for Teachers, Twinberrow Press

7



Choose from the following activities linked to the story.

Activity 1: Draw a story map to show what happened in the story.

Activity 2: Watch an adaption of this story by Julia Donaldson.

<https://www.bing.com/videos/search?q=the+magic+paintbrush+julia&ru=%2fvideos%2fsearch%3fq%3dthe%2bmagic%2bpaintbrush%2bjulia%26FORM%3dHDRSC4&view=detail&mid=D3C1C03568A27BF43D08D3C1C03568A27BF43D08&&FORM=VDRVSR>

What was similar and what was different in the story? What did you like about this story?

Other:

Focus: PSHE

Thinking back to the story about the magic paintbrush - how could you use the paintbrush to help people?

Can you draw pictures and write sentences to describe all the ways you can help different people? Who might need help?

Think about your friends and family. How might each one of them need help? Does everyone need help with the same things? Why might this be? What would you like help with? Who can you ask for help?



Ongoing tasks:

Please make sure you read your reading books.

<https://www.activelearnprimary.co.uk/login?c=0>

Phonics: Log on to <https://www.phonicsplay.co.uk/>

Username: march20

Password: home

Times Table Rockstars

<https://ttrockstars.com/>

Spelling Shed

https://www.edshed.com/en-gb/login?return_url=https%3A%2F%2Fwww.spellingshed.com%2Fen-us

Useful links:

9am Daily Joe Wicks exercise

<https://www.youtube.com/channel/UCAxW1XT0iEJo0TYIRfn6rYQ>

Purple Mash -

<https://www.beaumontprimaryschool.co.uk/pupil-learning-portal/>