



Daily Learning Task 10

Year 2

Maths:

Focus: Problem solving with time.

Starter: Skip counting in 5's.

Skip count in 5's to fill in the number line.

5									
---	--	--	--	--	--	--	--	--	--

How many altogether? Add up the fives to find the whole number.

5	5	5	5	5

5	5	5	5	5	5	5	5	5	5

Main Activity: Telling the time to 5 minute intervals.

Watch the following video to learn about telling the time in 5 minute intervals.

<https://www.youtube.com/watch?v=h6RNkQ7IU8Y>

Match the times to the correct clock.

20 past 6



5 to 9



10 to 2



20 to 11



25 to 3



10 past 1



Dora: It is ten to one.

Amir: It is ten past ten.

Sophia starts her Maths questions at 10 past 11

Alex: It is ten to two.



Who is correct? Explain your answer.

Each question takes her 5 minutes to complete.
She completes 7 questions.

Rosie: Four lots of 5 minutes is the same as quarter of an hour.

What time does Sophia finish her Maths questions?
Explain how you found the answer.

Do you agree with Rosie? Explain why.

English:

Text of the week: The Magic Paintbrush

Focus: To write the story of The Magic Paintbrush - creating mood within the story.

This the last lesson in the unit of work in creating mood within a story by describing the actions, setting, appearance and thoughts and feelings of characters.

Watch the online lesson from Oak Academy.

<https://classroom.thenational.academy/lessons/to-write-a-story-with-clear-moods-c4wk8d>

In this lesson will you write a shared ending for the story of 'The Magic Paintbrush'

Activity: Write the story of 'The Magic Paintbrush' in your own words. Think back to all the lessons you have had and use your story map, senses map, boxed up story and your shared writing to help you.

Think about the key words you need for your story and ask an adult to help you make a word bank of spellings to use in your story. E.g.

Ma Liang
King
Paintbrush
magic

Other:

Focus: Science - Animals and their young.

Starter:

Use the following link to choose between two different levelled texts all about animals and their young.

<https://www.topmarks.co.uk/Spring/BabyAnimals.aspx>



Answer these questions:



What animals did you learn about?
What were the names of their young?
What does the word hibernation mean?




Now think about other animals you know of. What are the names for their young? Can you make a list of all the animals you know and then find out the name of their young? Are there any animals that have the same name for their young? Which animal has a baby called a joey?

Join each animal to its baby and then label the names for both the animal and then label with their names.

Join each animal to its baby.







Ongoing tasks:

Please make sure you read your reading books.

<https://www.activelearnprimary.co.uk/login?c=0>

Phonics: Log on to <https://www.phonicsplay.co.uk/>

Username: march20

Password: home

Times Table Rockstars

<https://trockstars.com/>

Spelling Shed

https://www.edshed.com/en-gb/login?return_url=https%3A%2F%2Fwww.spellingshed.com%2Fen-us

Useful links:

9am Daily Joe Wicks exercise

<https://www.youtube.com/channel/UCAxW1XT0iEJo0TYlRfn6rYQ>

Purple Mash -

<https://www.beaumontprimaryschool.co.uk/pupil-learning-portal/>