



Daily Learning Task 6

Year 2

Maths:

Focus: Number bonds to 100

Starter:

Can you find all the number bonds to 10?

Can you find all of the number bonds to 20?

Use part whole models to show your working. Use objects to help support your learning if needed.

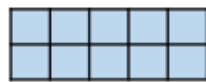
What links do we have between number bonds to 10 and number bonds to 20?

Recap on number bonds to 20 by watching the video below.

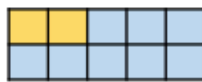
<https://www.youtube.com/watch?v=TQyTCAElm9M>

Main Activity: Number bonds to 100.

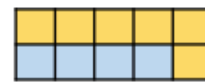
Match the 10 frames to the sentences below:



One hundred equals eighty plus twenty



$$100 = 100 + 0$$



$$40 + 60 = 100$$

Fill in the missing numbers. Use Base 10 to represent the numbers..

$$2 + 6 = 8$$

$$20 + 60 = \underline{\quad}$$

$$2\underline{\quad} + \underline{\quad}0 = 80$$

$$80 = \underline{\quad}0 + 6\underline{\quad}$$

Continue the pattern

$$90 = 100 - 10$$

$$80 = 100 - 20$$

Can you make up a similar pattern starting with the numbers 60, 30 and 90?

Bonds to 100



Fill the gaps below. Make sure that you follow the pattern of the numbers.

$$0 + 10 = 10$$

$$0 + 100 = \square$$

$$1 + 9 = 10$$

$$10 + \square = \square$$

$$2 + \square = 10$$

$$\square + 80 = \square$$

$$\square + 7 = 10$$

$$\square + 70 = \square$$

$$\square + \square = 10$$

$$\square + \square = 100$$

$$\square + \square = \square$$

$$\square + \square = \square$$

Can you use a ten-frame to represent these number bonds?

Match each ten-frame to its number bond.



$$50 + 50 = 100$$



$$70 + 30 = 100$$



$$20 + 80 = 100$$

Make the other number bonds to 100 using your ten-frame and counters in two colours.

Complete the missing numbers.

NUMBER BUNDLES TO 100 ACTIVELY CHECKED

Rainbow to 100



$$\underline{\quad} + \underline{\quad} = \underline{\quad}$$

$$\underline{\quad} + \underline{\quad} = \underline{\quad}$$

$$\underline{\quad} + \underline{\quad} = \underline{\quad}$$

$$\underline{\quad} + \underline{\quad} = \underline{\quad}$$

$$\underline{\quad} + \underline{\quad} = \underline{\quad}$$

$$\underline{\quad} + \underline{\quad} = \underline{\quad}$$

$$\underline{\quad} + \underline{\quad} = \underline{\quad}$$

$$\underline{\quad} + \underline{\quad} = \underline{\quad}$$

$$\underline{\quad} + \underline{\quad} = \underline{\quad}$$

$$\underline{\quad} + \underline{\quad} = \underline{\quad}$$

$$\underline{\quad} + \underline{\quad} = \underline{\quad}$$

$$\underline{\quad} + \underline{\quad} = \underline{\quad}$$

How many can you complete in ten minutes?

Ultimate Number Bonds to 100

Name:	Number Correct:
Time Taken:	Previous Score:

1 +	77 +	70 +	65 +	71 +
78 +	84 +	19 +	83 +	36 +
64 +	46 +	52 +	8 +	29 +
45 +	51 +	37 +	58 +	20 +
69 +	3 +	22 +	21 +	44 +
31 +	63 +	35 +	93 +	4 +
40 +	68 +	30 +	15 +	50 +
59 +	23 +	82 +	28 +	57 +
85 +	60 +	2 +	53 +	67 +
11 +	42 +	56 +	72 +	88 +
12 +	41 +	62 +	87 +	43 +
34 +	13 +	27 +	92 +	14 +
76 +	7 +	97 +	73 +	16 +
90 +	86 +	33 +	5 +	25 +
75 +	18 +	74 +	79 +	61 +
81 +	98 +	94 +	66 +	9 +
26 +	39 +	89 +	24 +	32 +
6 +	91 +	55 +	48 +	49 +
95 +	96 +	17 +	54 +	38 +
99 +	100 +	10 +	47 +	80 +

English:










Text of the week: The Magic Paintbrush

LO: I can box up a story I know well.







Organise the story of 'The Magic Paintbrush' into the key events and think about how the mood changes within the story.

<https://classroom.thenational.academy/lessons/to-box-up-a-story-for-purpose-cdhpat?activity=video&step=1>

Activity 1: Have a go at boxing up the story yourself.

1. Ma Liang uses the paintbrush. 	 magic wonder
2. He helps the people. 	 kindness  happy
3. Ma Liang is thrown in prison. 	 fear sadness
4. Ma Liang has an idea! 	? suspense
5. Ma Liang lives a happy life.	 happy dn

Activity 2: Draw a sensory grid of what we could see in the story.

 wide eyes	
 open mouths	
 fast flowing	
	

Other:




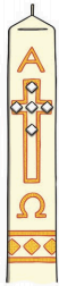

Focus: RE

Recap on Christian baptism and learn how baptism helps welcome people into the family of the church.

<https://www.bbc.co.uk/bitesize/clips/z8b9jxs>

Activity 1: Can you recall what these special objects are for? Can you write a sentence to explain what each one is for or symbolises?

Baptism Symbols

 gown	 oil	 font
 candle	 cross	

twinkl www.twinkl.co.uk

Activity 2: For Christians, baptism is all about welcoming an individual into a church and the family of God. What special groups and communities do you belong to?

Draw a picture and label them.

Ongoing tasks:

Please make sure you read your reading books.

<https://www.activelearnprimary.co.uk/login?c=0>

Phonics: Log on to <https://www.phonicsplay.co.uk/>

Username: march20

Password: home

Times Table Rockstars

<https://trockstars.com/>

Spelling Shed

https://www.edshed.com/en-gb/login?return_url=https%3A%2F%2Fwww.spellingshed.com%2Fen-us

Useful links:

9am Daily Joe Wicks exercise

<https://www.youtube.com/channel/UCAxW1XT0iEJo0TYIRfn6rYQ>

Purple Mash -

<https://www.beaumontprimaryschool.co.uk/pupil-learning-portal/>