



Daily Learning Task 8

Year 2

Maths:

Focus: Addition and Subtraction

Starter: Adding tens

Watch the following video to practise adding tens to any number.

https://www.youtube.com/watch?v=zau4jtSA_kY

Tricky Tens

Fill in the missing numbers by counting on in tens.

4	14	24					
---	----	----	--	--	--	--	--

27	37				77		
----	----	--	--	--	----	--	--

19			49				
----	--	--	----	--	--	--	--

8							78
---	--	--	--	--	--	--	----

Can you use this knowledge to help you solve these addition and subtraction sentences?

$24 + 10 = \underline{\quad}$

$44 - 30 = \underline{\quad}$

$34 + 30 = \underline{\quad}$

$99 - 10 = \underline{\quad}$

$44 + 20 = \underline{\quad}$

$39 - 20 = \underline{\quad}$

$19 + 10 = \underline{\quad}$

$88 - 30 = \underline{\quad}$

$39 + 40 = \underline{\quad}$

$47 - 40 = \underline{\quad}$

$8 + 10 = \underline{\quad}$

$67 - 60 = \underline{\quad}$

$48 + 40 = \underline{\quad}$

$54 - 30 = \underline{\quad}$

$37 + 20 = \underline{\quad}$

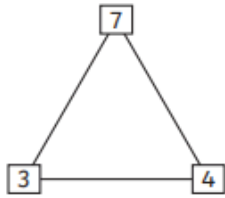
$58 - 20 = \underline{\quad}$

$57 + 40 = \underline{\quad}$

$24 - 10 = \underline{\quad}$

Main Activity: Addition and Subtraction - Number fact families and missing number problems.

Use the number triangles to make four number sentences.

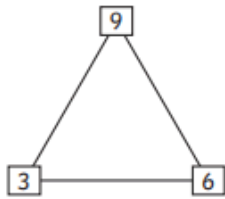


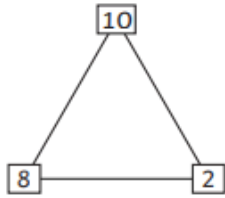
$3 + 4 = 7$

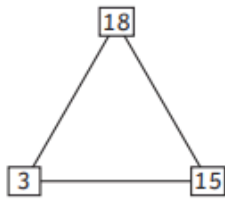
$4 + 3 = 7$

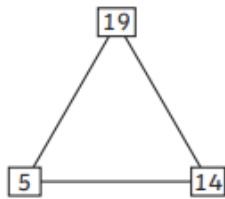
$7 - 3 = 4$

$7 - 4 = 3$









Fill in the missing numbers in these calculations.

Use your knowledge of number fact families to help you solve these missing number problems! Can you draw a part whole model to help you work out the answers?

$6 + \square = 12$	$\square + 6 = 11$
$5 + \square = 14$	$\square + 7 = 14$
$9 + \square = 13$	$\square + 5 = 9$
$4 + \square = 10$	$\square + 9 = 16$
$8 + \square = 16$	$\square + 10 = 15$
$15 - \square = 8$	$\square - 6 = 9$
$18 - \square = 11$	$\square - 5 = 6$
$13 - \square = 7$	$\square - 7 = 9$
$11 - \square = 3$	$\square - 4 = 8$
$14 - \square = 8$	$\square - 9 = 10$

English:

Text of the week: The Magic Paintbrush

LO: I can write a story with clear moods.

Watch the online lesson from the Oaks Academy.

<https://classroom.thenational.academy/lessons/to-write-a-story-with-clear-moods-part-1-c8v64c>

Write sentences to describe the actions, setting, feelings, thoughts and appearances of characters in the story of the magic paintbrush to help create a feeling of wonder.

Activity 1: Write your own sentences to create the feeling of wonder in the story. Remember to think your sentence, say it, write it and punctuate it.

Action
Setting
Feelings
Appearance
Thoughts

Other:



Focus: PE Dance

Watch the following video that shows a traditional stick dance that is performed as part of Diwali celebrations.

<https://www.bbc.co.uk/bitesize/clips/zjkvr82>

Using wooden sticks or anything you have to hand at home can you create your own wooden stick dance to a piece of music of your choice?
You could use wooden spoons or rolling pins!

Ongoing tasks:

Please make sure you read your reading books.

<https://www.activelearnprimary.co.uk/login?c=0>

Phonics: Log on to <https://www.phonicsplay.co.uk/>

Username: march20

Password: home

Times Table Rockstars

<https://trockstars.com/>

Spelling Shed

https://www.edshed.com/en-gb/login?return_url=https%3A%2F%2Fwww.spellingshed.com%2Fen-us

Useful links:

9am Daily Joe Wicks exercise

<https://www.youtube.com/channel/UCAxW1XT0iEJo0TYIRfn6rYQ>

Purple Mash -

<https://www.beaumontprimaryschool.co.uk/pupil-learning-portal/>