



# Daily Learning Task 8

## Year 6

### Maths:

**Focus: 2D and 3D shapes**

**Extra Tasks** - Create a fact file for 8 shapes of your choice. Find out things such as:  
how many vertices?  
how many lines of symmetry?  
how many acute/obtuse angles?

**Remember to visit Maths Flex**

Your username is your 0092014AM (your initials) then your password is your unique 4 digits followed by your initials.

[https://www.activelearnprimary.co.uk/login?e=-1&c=0#bugclub\\_contextual](https://www.activelearnprimary.co.uk/login?e=-1&c=0#bugclub_contextual)

### English:

**Grammar of the day: Similes & Metaphors**

Complete the sheets.

**Extra Tasks** - Research more similes and metaphors and explain their meaning. This will extend your vocabulary bank & help with your writing too!

**Remember to visit Reading Plus**

Your username is your first name and last name initial E.g. AnnaM and your password is your 4 digits

<https://student.readingplus.com/seereader/api/sec/login>

### Other:

**Focus: PSHE**

**Well-being**

How can you look after your wellbeing? List several ways.

Complete the sheets & then take some time to look after your wellbeing.

This could be reading in a comfortable, quiet place, baking, exercising, singing, dancing, writing a story/poem, cleaning your room, organising your toys, helping your family...the list could go on!

Ongoing tasks:

Reading Plus (see link above)

Maths Flex (see link above)

TT Rockstars <https://play.ttrockstars.com/auth/school/student>

Spelling Shed [https://www.edshed.com/en-gb/login?return\\_url=https%3A%2F%2Fwww.spellingshed.com%2Fen-gb%2F](https://www.edshed.com/en-gb/login?return_url=https%3A%2F%2Fwww.spellingshed.com%2Fen-gb%2F)

Useful links:

Joe Wicks exercise

<https://www.youtube.com/channel/UCAxW1XT0iEJo0TYIRfn6rYQ>

Purple Mash - Why not log on and play some games?

<https://www.purplemash.com/sch/beaumont>

Visit the YouTube link and watch some grammar videos - they are very catchy!

<https://www.youtube.com/channel/UCF3idoSaI6I-2bJcYtq4rvQ>

Relax your mind and body with some yoga!

<https://www.youtube.com/user/CosmicKidsYoga>

## 1 What are similes and metaphors?

**simile** → a comparison between two different things, using the words 'as' or 'like'.

example

*Laila was as fast as a cheetah.*



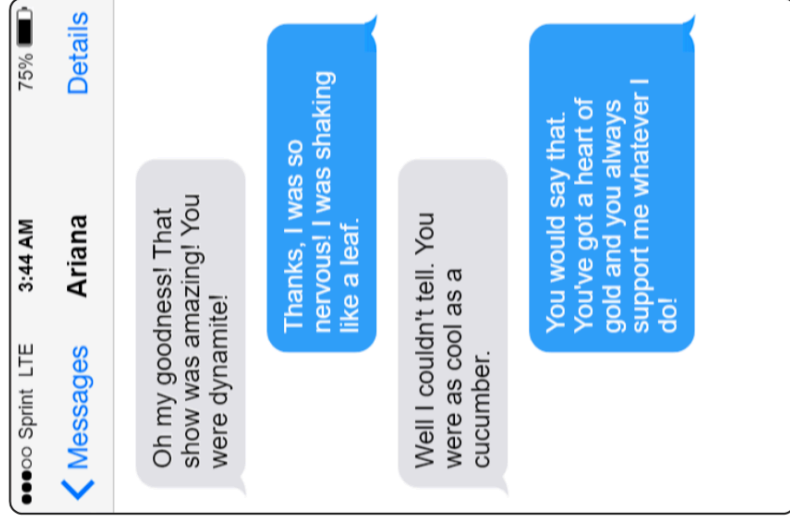
**metaphor** → a comparison between the description of one thing to another. It does not contain the words 'like' or 'as'.

example

*My grandma is a tortoise when we go for walks.*



## Are they similes or metaphors?



You were dynamite! =

I was shaking like a leaf. =

You were as cool as a cucumber. =

You've got a heart of gold... =

1. Complete the **similes** below using the words from the word bank.

kitten	feather	bat
brass	button	ice

a) as cold as \_\_\_\_\_

d) as bold as \_\_\_\_\_

b) as cute as a \_\_\_\_\_

e) as light as a \_\_\_\_\_

c) as blind as a \_\_\_\_\_

f) as bright as a \_\_\_\_\_

2. Match the boxes to complete the **metaphors**.

The alligator's teeth were

a fashion show.

The computers at school are

wooden face.

My sister thinks her life is

sharp, white daggers.

The detective stared at the villain with a

balls of cotton wool.

The clouds were

old dinosaurs.

3. Tick the correct box to show whether the sentence includes a simile or a metaphor.

	Simile	Metaphor
The queue was a snake slithering out of the shop and around the corner.		
A wave of terror washed over the child as he approached his new school.		
Jake tried his best to catch the ball but it was as slippery as an eel.		
Hannah's hair was as wild as a lion's mane.		

4. Explain what the meaning of the similes and metaphors are. Look at the example to help you.

a) The queue was a snake slithering out of the shop and around the corner.

This suggests that the queue was long and thin. The verb 'slithering' suggests that it was moving very slowly.

b) A wave of terror washed over the child as he approached his new school.

---

---

c) Jake tried his best to catch the ball but it was as slippery as an eel.

---

---

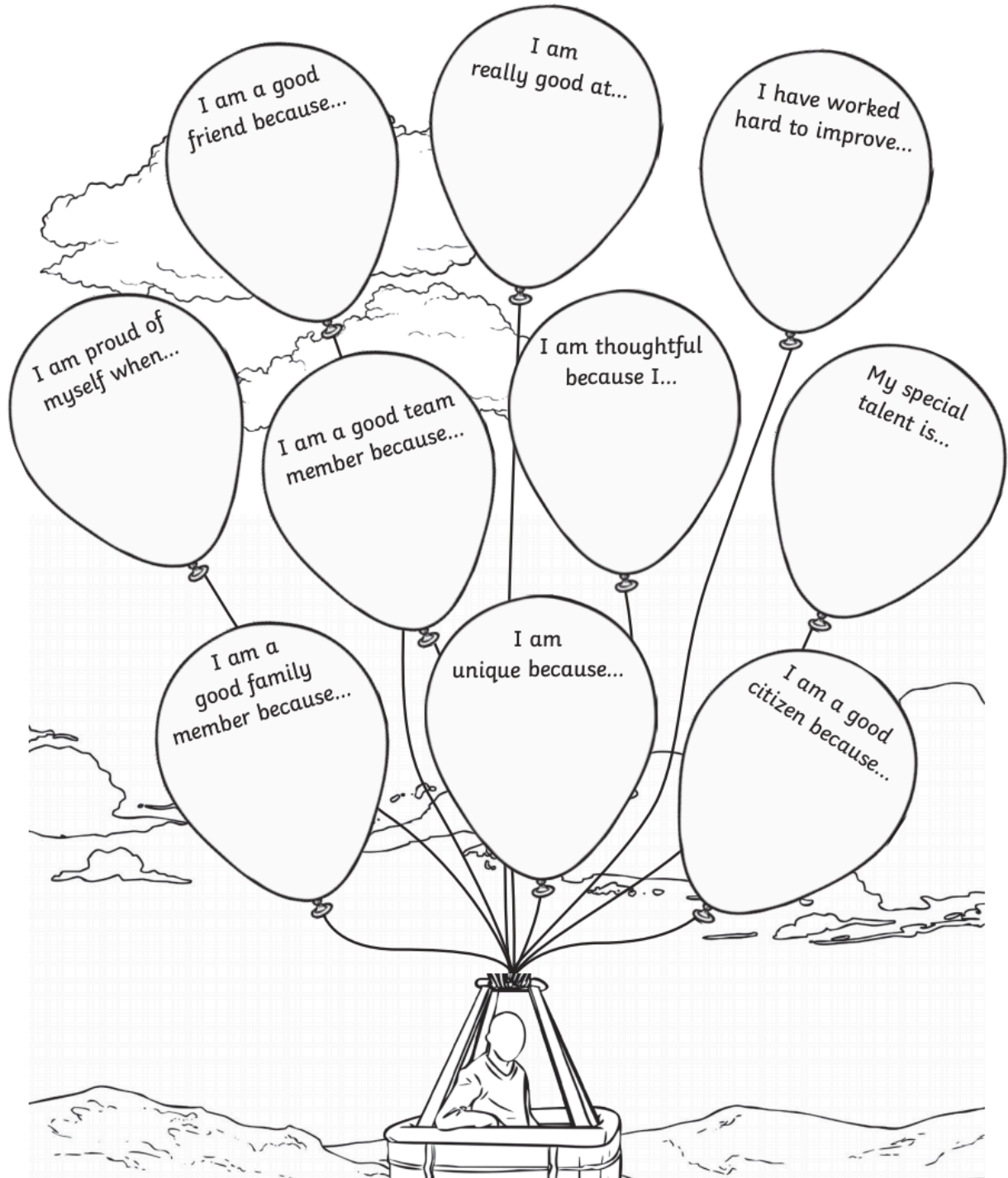
d) Hannah's hair was as wild as a lion's mane.

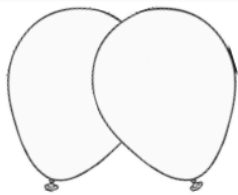
---

---

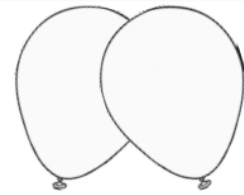
# I Am an Amazing Person!

Read and finish the sentences in the balloons below.





# My Talents Are...



A large empty rectangular box for writing talents.

Now that you have thought about all those amazing talents,  
think about how special you are as a person.

**You are very talented!**

Keep the page with all your talents on somewhere safe and add all  
the new talents you develop to the list above.

**Be proud of yourself!**





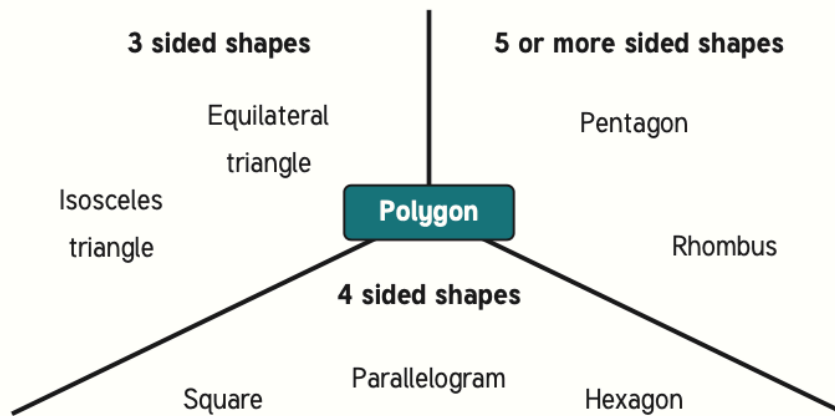
1. Classify these shapes into straight edged or non-straight edged shapes. Draw them in the table and label them.

Triangle, Circle, Rectangle, Square, Oval, Hexagon, Pentagon, Nonagon.

Straight edged shapes	Non-straight edged shapes

2. There are two mistakes in this diagram. Can you find them and correct them?

**Challenge:** Can you write an alternative name for each category?



3. Name these shapes and put them into the Venn Diagram.

